


Directions

Follow these steps to crush, dissolve, and deliver medication to feeding tube.



1. With gloved hands, open the plastic pouch and insert the medication pills. Position pills in middle of pouch, away from zip seal.



6. Remove syringe and pouch from the crusher.

Inject water from syringe into pill pouch.




2. Attach the water-filled EnFit syringe to pouch.

Do not inject the water yet.



7. Keep syringe attached to pouch and shake pill pouch until medication is completely dissolved.

Take the extra time to ensure it's completely mixed.




3. Position pouch zip seal under roller.

Roll over the zip seal to ensure closure.



8. Draw dissolved solution from pill pouch into syringe.

Hold pouch up and syringe down to ensure contents flow into syringe.




4. Hold syringe to the side and use the crush plate to crush pills by moving handle up and down.



9. Hold syringe up and pouch down so contents do not leak.

Detach syringe from pouch.

Attach syringe to feeding tube and inject solution from syringe into feeding tube.



5. Move the pill pouch under roller and roll back and forth to pulverize the pill.

Syringe should be held to the side again.



10. Refill syringe with water, inject water into pouch, withdraw contents and inject into feeding tube as many times as necessary to remove all pill particles from pill pouch.

INSTRUCTIONS



FOR ASSISTANCE CALL +1-877-343-2783 OR FIND US ONLINE INCLUDING AN INSTRUCTION VIDEO.

INENPC16 RxCrush Instructions for Use PC16 RevA